

Box Exploded View

MATERIAL LIST

Box:

	T x W x L
1 Sides (2)	5/8" x 5/4" x 7 1/2"
2 Bottom (1)	3/8" x 5 5/8" x 10 13/16"
3 Shelf (1)	3/8" x 5 5/16" x 10 13/16"
4 Rear Cap for Shelf (1)	5/8" x 1/2" x 10 13/16"
5 Front Bead Strip (1)	5/16" x 5/16" x 10 13/16"
6 Joinery Biscuits (8)	#10 plate joinery biscuits

Drawer:

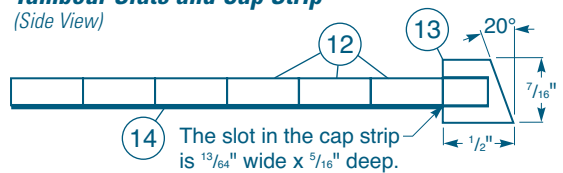
7 Sides (2)	5/16" x 1 3/4" x 6 5/16"
8 Back (1)	1/2" x 1 5/16" x 10 7/16"
9 Bottom (1)	3/16" x 5 7/8" x 10 3/8"
10 Front (1)	5/8" x 1 7/8" x 10 3/4"
11 Pull Strip (1)	5/8" x 1 5/16" x 10 3/4"

Tambour:

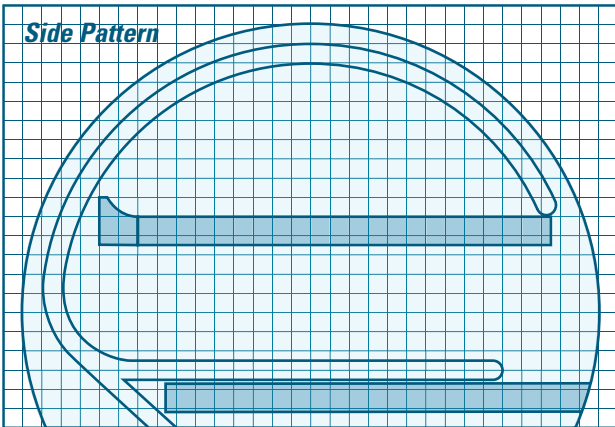
12 Slats (21)	3/16" x 1/2" x 11 11/16"
13 Cap Strip (1)	7/16" x 9/16" x 10 3/4"
14 Lightweight Canvas Duck Fabric (1)	11 1/8" x 11"
15 Screws (2)	#6 x 1/2" long

Tambour Slats and Cap Strip

(Side View)

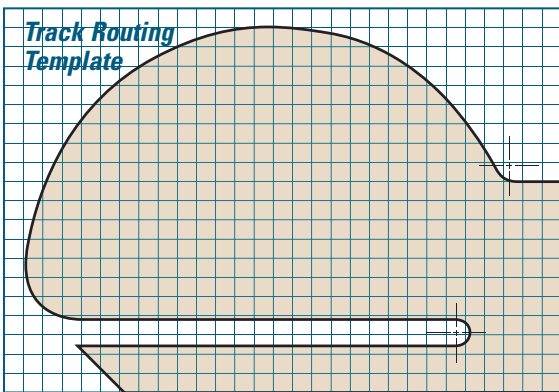


Side Pattern



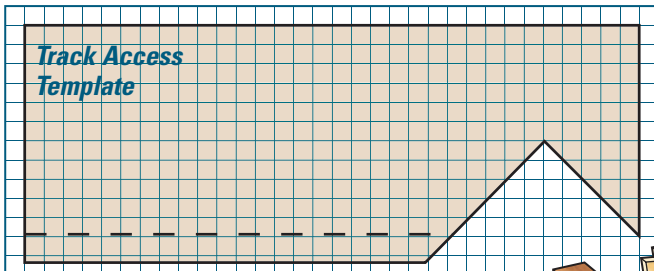
Each square = 1/4"

Track Routing Template



Each square = 1/4"

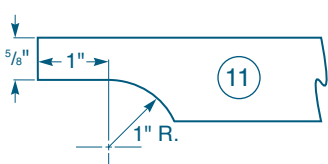
Track Access Template



Each square = 1/4"

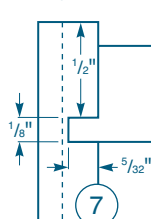
Drawer Handle Cutout

(Top View)



Drawer Corner

(Top View)



Drawer Exploded View

