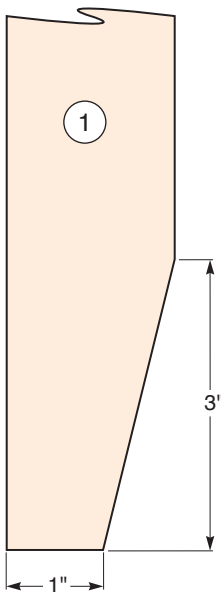
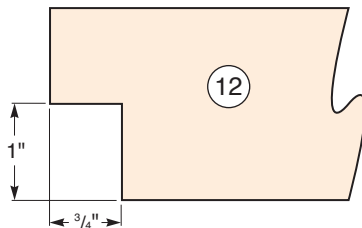


Exploded View

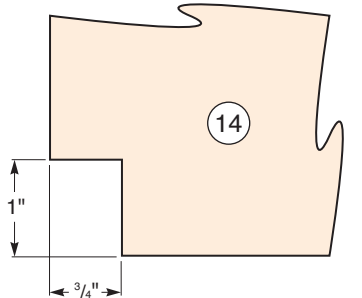
Leg
(Front View)



Top Stretcher Notch
(Top View)

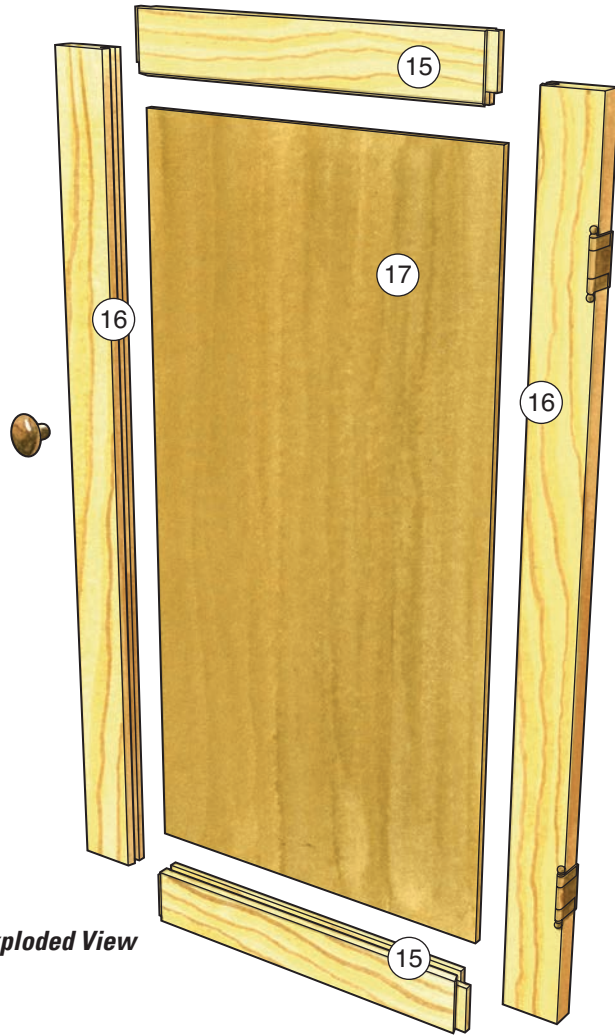


Shelf Notch
(Top View)



MATERIAL LIST

Cabinet	T x W x L
1 Legs (4)	1 3/4" x 1 3/4" x 35 1/4"
2 Side Frame Top Rails (2)	3/4" x 2" x 12 1/2"
3 Side Frame Bottom Rails (2)	3/4" x 4" x 12 1/2"
4 Side Frame Stiles (4)	3/4" x 2" x 27"
5 Side Frame Panels (2)	1/4" x 9 3/16" x 26 15/16"
6 Upper/Lower Front Rails (2)	3/4" x 2" x 32"
7 Back (1)	3/4" x 32" x 32"
8 Bottom (1)	3/4" x 14 1/4" x 33 1/2"
9 Edging (1)	1/4" x 3/4" x 33 1/2"
10 Cleats, Long (2)	3/4" x 1 1/4" x 32"
11 Cleats, Short (2)	3/4" x 1 1/4" x 12 1/2"
12 Top Stretchers (2)	3/4" x 2" x 33 1/2"
13 Top (1)	3/4" x 17" x 37 1/2"
14 Shelves (2)	3/4" x 14 7/16" x 33 7/16"



MATERIAL LIST

Door	T x W x L
15 Door Rails (4)	3/4" x 2" x 12 ⁵ / ₈ "
16 Door Stiles (4)	3/4" x 2" x 28 ¹ / ₈ "
17 Door Panels (2)	1/4" x 12 ³ / ₁₆ " x 24 ¹³ / ₁₆ "