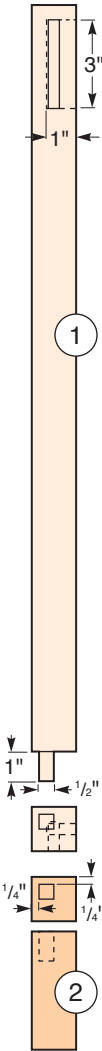
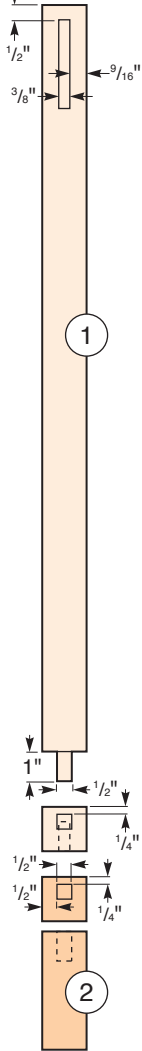


Leg
(Inside View)



Foot
(Top and Inside Views)

Gate Leg
(Inside View)




Gate Foot
(Top and Inside Views)

Exploded View

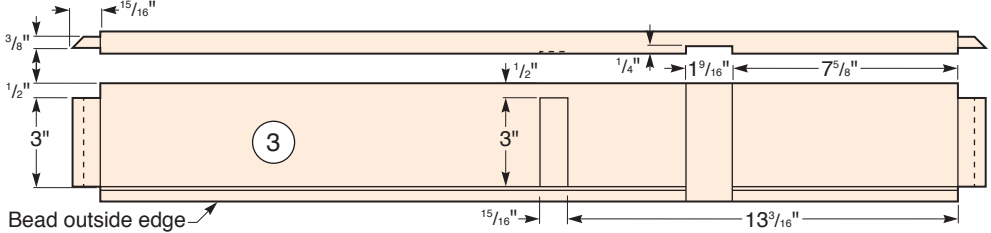
MATERIAL LIST

	T x W x L
1 Legs (6)	1 1/2" x 1 1/2" x 26 1/4"
2 Feet (6)	1 1/2" x 1 1/2" x 4"
3 Long Aprons (2)	3/4" x 4" x 30 7/8"
4 Short Aprons (2)	3/4" x 4" x 13 3/4"
5 Gate Leg Supports (2)	3/4" x 4" x 5 15/16"
6 Web Frame Rails (2)	7/8" x 2" x 29 3/4"
7 Web Frame Stiles (3)	7/8" x 2" x 9 5/8"
8 Tabletop (1)	3/4" x 18 1/4" x 36"
9 Drop Leaves (2)	3/4" x 6 3/8" x 36"
10 Drop-leaf Trim (2)	3/4" x 3" x 36"

Web Frame Joinery
(Side View)



Long Apron
(Front View)



Hinge Locations
(Bottom View)

Note: The middle hinges are not centered on the underside of the top.

