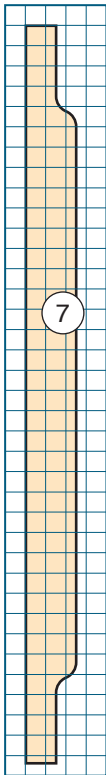
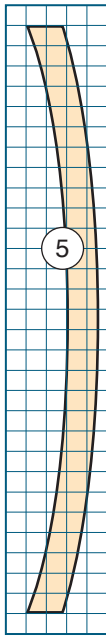


Outer Back Slat
(Front View)



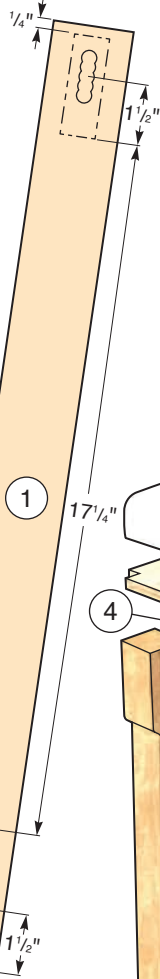
Each square = 1/2"

Rail Curves
(Top View)

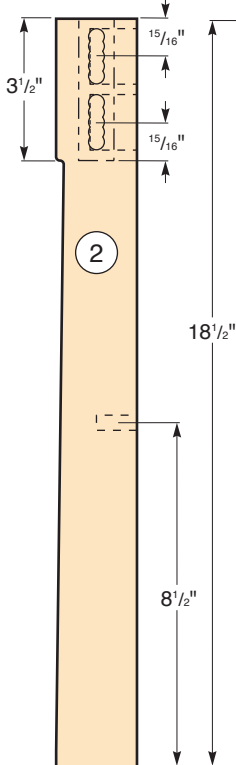


Each square = 1/2"

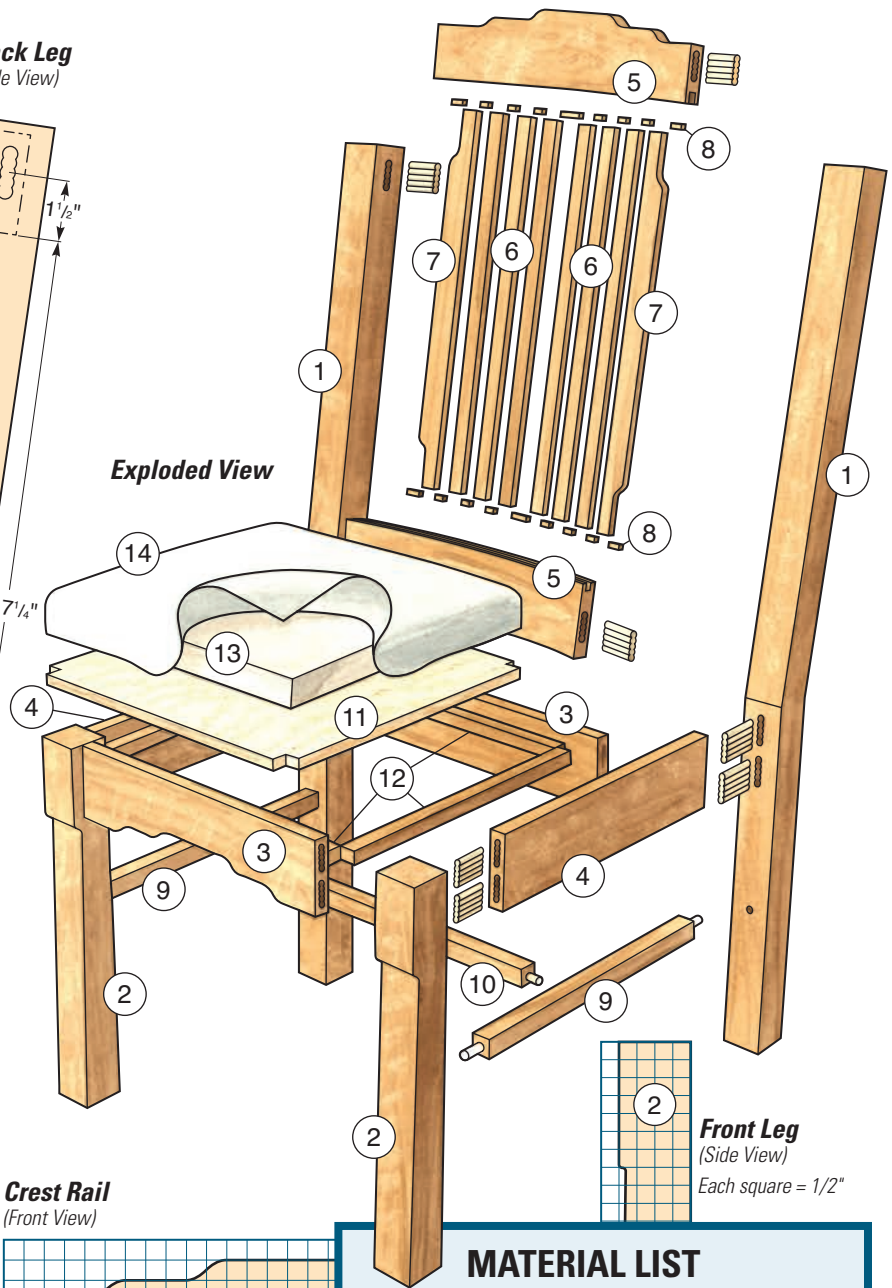
Back Leg
(Side View)



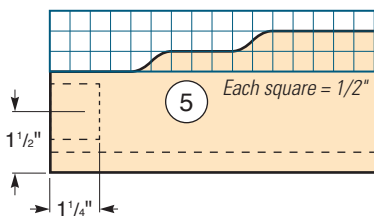
Front Leg
(Side View)



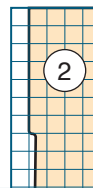
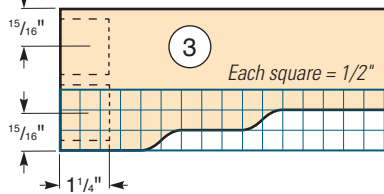
Exploded View



Crest Rail
(Front View)



Front Seat Rail
(Front View)



Front Leg
(Side View)
Each square = 1/2"

MATERIAL LIST

	T x W x L
1 Back Legs (2)	2" x 5 5/8" x 43"
2 Front Legs (2)	2" x 2" x 18 1/2"
3 Front, Back Seat Rails (2)	3/4" x 3 1/2" x 14 1/2"
4 Side Seat Rails (2)	3/4" x 3 1/2" x 14 1/2"
5 Crest, Back Rails (2)	2" x 3 1/2" x 14 1/2"
6 Inner Back Slats (6)	3/8" x 3/4" x 18 1/4"
7 Outer Back Slats (2)	3/8" x 1 1/4" x 18 1/4"
8 Slat Spacers (1)	3/8" x 1/2" x 18"
9 Bottom Rails (2)	7/8" x 7/8" x 14 1/2"
10 Bottom Cross Rail (1)	7/8" x 7/8" x 15 3/4"
11 Seat Board (1)	3/4" x 15 3/4" x 15 3/4"
12 Cleats (4)	11/16" x 3/4" x 14 1/2"
13 Seat Foam (1)*	2" x 20" x 20"
14 Seat Covering (1)	23" x 23"

* Oversized; trim to fit