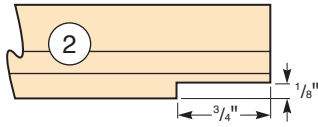


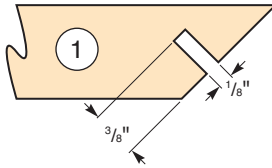
Back Panel Rabbet

(End View)

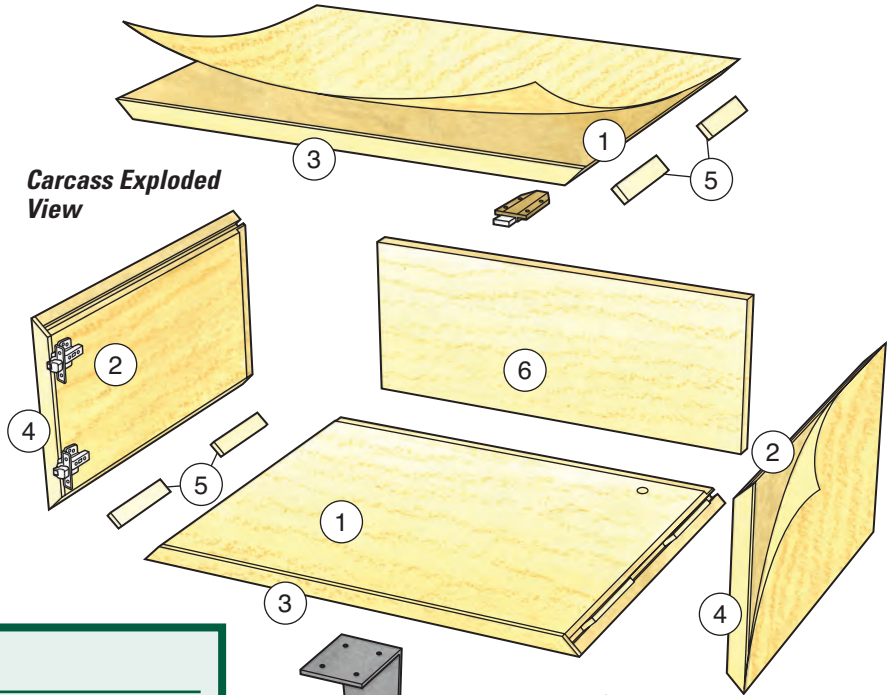


Spline Groove

(End View)

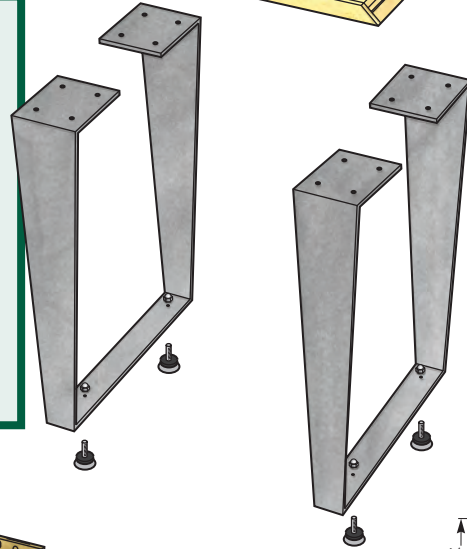


Carcass Exploded View



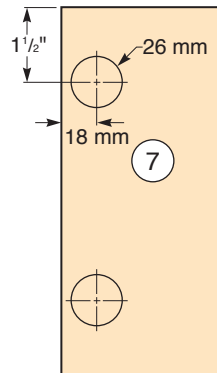
MATERIAL LIST

	T x W x L
1 Top and Bottom (2)	3/4" x 16" x 20 3/4"
2 Sides (2)	3/4" x 16" x 9"
3 Carcass Facing Strips, Long (2)	1/4" x 3/4" x 20 3/4"
4 Carcass Facing Strips, Short (2)	1/4" x 3/4" x 9"
5 Splines (8)	1/8" x 5/8" x 4"
6 Back (1)	3/4" x 7 3/4" x 19 1/2"
7 Door Panel (1)	3/4" x 6 3/8" x 18 1/8"
8 Top and Bottom Door Trim (2)	1/2" x 3/4" x 19 1/8"
9 Side Door Trim (2)	1/2" x 3/4" x 7 3/8"

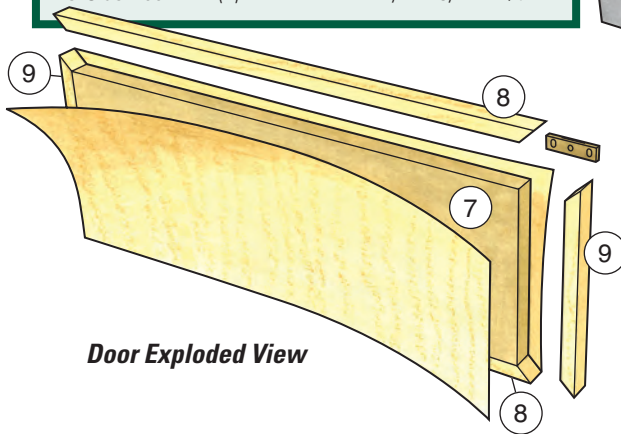


Hinge Cup Locations

(Inside View)



Door Exploded View



Leg Locations

(Front View)

