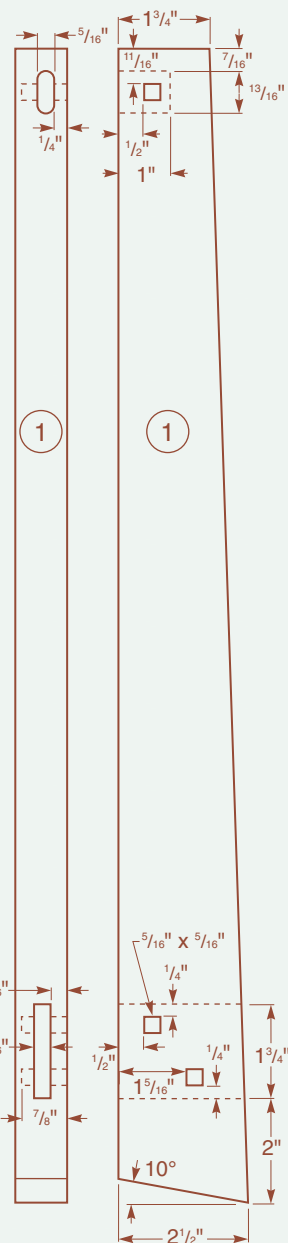
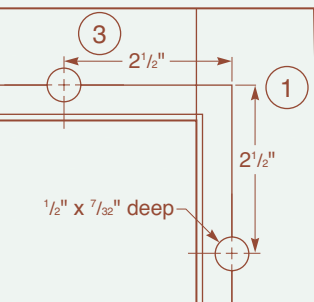


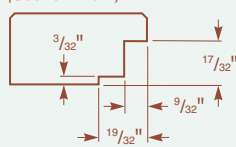
Stile
(Inside and Front Views)



Magnet Locations
(Back View)



Rabbet Cuts
(Section View)

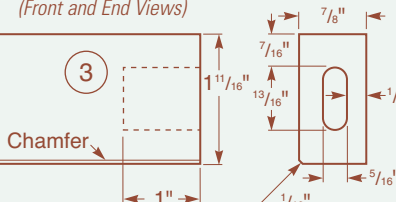


Note: The rabbets are cut after the frame is assembled.

MATERIAL LIST

	T x W x L
1 Stiles (2)	1" x 2 1/2" x 22 1/4"
2 Top Cap (1)	3/4" x 2" x 16 3/4"
3 Top Rail (1)	7/8" x 1 1/16" x 11"
4 Bottom Rail (1)	7/8" x 2 1/4" x 16 5/8"
5 Ebony Pins (6)	5/16" x 5/16" x 7/8"
6 Domino Tenons (2)	8mm x 50mm
7 1/8" Glass Panel (1)	11 1/2" x 17"
8 1/8" Hardboard (1)	11 1/2" x 17"
9 20-gauge Sheet Steel (1)	12 3/16" X 17 5/8"
10 Rare-earth Magnets & Cups (8)	3/8" Dia.
11 Wire Hanging Clips (2)	
12 Picture Hanging Wire (1)	Approx. 18"

Top Rail
(Front and End Views)



Note: This frame is for an 11 1/2 x 17 calendar. Adjust your parts to fit your calendar.

Bottom Rail
(Front and End Views)

